



nLight®

Wired & Wireless Quick
Reference Guide

Occupancy Sensors

Daylight Sensors

User Interfaces

Load Controllers

Backbone & Accessories


























nLight Quick Reference Guide

Introduction

The nLight Quick Reference Guide brings you the best of nLight in a simple, easy-to-read chart, including CAD symbols, product descriptions and technical resources...all designed to make specifying nLight a breeze.









nLight Wired

Occupancy Sensors
























Product Image	Model Name	CAD Symbol	Description
	nCM 9 RJB nCM 9 ADCX RJB	 	Low Voltage Ceiling Mount Passive Infrared Sensor; Small Motion 360° Low Voltage Ceiling Mount Passive Infrared Sensor; Small Motion 360°; Automatic Dimming Control Photocell
	nCM PDT 9 RJB nCM PDT 9 ADCX RJB	 	Low Voltage Ceiling Mount Dual Technology Sensor; Small Motion 360° Low Voltage Ceiling Mount Dual Technology Sensor; Small Motion 360°; Automatic Dimming Control Photocell
	nCM 10 RJB nCM 10 ADCX RJB	 	Low Voltage Ceiling Mount Passive Infrared Sensor; Large Motion 360° Low Voltage Ceiling Mount Passive Infrared Sensor; Large Motion 360°; Automatic Dimming Control Photocell
	nCM PDT 10 RJB nCM PDT 10 ADCX RJB	 	Low Voltage Ceiling Mount Dual Technology Sensor; Large Motion 360° Low Voltage Ceiling Mount Dual Technology Sensor; Large Motion 360°; Automatic Dimming Control Photocell
	nCM 6 RJB		Low Voltage Ceiling Mount Passive Infrared Sensor; High Mount 360°
	nRM 9 nRM 9 ADCX	 	Low Voltage Recess Mount Passive Infrared Sensor; Small Motion 360° Low Voltage Recess Mount Passive Infrared Sensor; Small Motion 360°; Automatic Dimming Control Photocell
	nRM PDT 9 nRM PDT 9 ADCX	 	Low Voltage Recess Mount Dual Technology Sensor; Small Motion 360° Low Voltage Recess Mount Dual Technology Sensor; Small Motion 360°; Automatic Dimming Control Photocell
	nRM 10 nRM 10 ADCX	 	Low Voltage Recess Mount Passive Infrared Sensor; Large Motion 360° Low Voltage Recess Mount Passive Infrared Sensor; Large Motion 360°; Automatic Dimming Control Photocell
	nRM PDT 10 nRM PDT 10 ADCX	 	Low Voltage Recess Mount Passive Infrared Sensor; Large Motion 360° Low Voltage Recess Mount Passive Infrared Sensor; Large Motion 360°; Automatic Dimming Control Photocell
	nRM 6		Low Voltage Recess Mount Passive Infrared Sensor; High Mount 360°
	nWV 16		Low Voltage Corner Mount Passive Infrared Sensor; Wide View 120°
	nWV PDT 16		Low Voltage Corner Mount Dual Technology Sensor; Wide View 120°

nLight Quick Reference Guide

Daylight Sensors

Product Image	Model Name	CAD Symbol	Description
	nCM PC RJB		Low Voltage Ceiling Mount Sensor; On/Off Photocell
	nCM ADCX RJB		Low Voltage Ceiling Mount Sensor; Automatic Dimming Control Photocell
	nRM PC		Low Voltage Recess Mount Sensor; On/Off Photocell
	nRM ADCX		Low Voltage Recess Mount Sensor; Automatic Dimming Control Photocell
	nIO PC KIT		Outdoor On/Off Photocell Kit





















User Interfaces

Product Image	Model Name	CAD Symbol	Description
	nPODMA (2P) (4P) xx		Wall Switch; Screwless Faceplate; Single Channel On/Off; Optional 2-Pole (2P) and 4-Pole (4P)
	nPODMA (2P) (4P) DX xx		Wall Switch; Screwless Faceplate; Single Channel On/Off/Dimming; Optional 2-Pole (2P) and 4-Pole (4P)
	nPODMA 2S xx		Wall Switch; Screwless Faceplate; 2 Scene Controller
	nPODMA 2S DX xx		Wall Switch; Screwless Faceplate; 2 Scene Controller; On/Off/Dimming
	nPODMA 4S xx		Wall Switch; Screwless Faceplate; 4 Scene Controller
	nPODMA 4S DX xx		Wall Switch; Screwless Faceplate; 4 Scene Controller; On/Off/Dimming
	nPOD TOUCH xu		Touch Screen Wall Switch
	nWSXA xx		Low Voltage Passive Infrared Wall Switch Sensor
	nWSXA PDT LV xx		Low Voltage Dual Technology Wall Switch Sensor
	nWSXA LV DX xx		Low Voltage Passive Infrared Wall Switch Sensor; Dimming
	nWSXA PDT LV DX xx		Low Voltage Dual Technology Wall Switch Sensor; Dimming
	nPOD KEY xz		Low Voltage Digital Key Switch; Return to Center Momentary
	nPOD KEY MNTN xz		Low Voltage Digital Key Switch; Maintain Position

NOTE: xx indicates color option – available in White (WH), Ivory (IV), Light Almond (AL), Black (BK), Gray (GY), Red (RD)
 xz indicates color option - available in White (WH), Ivory (IV), Light Almond (AL), Stainless Steel (STS)
 xu indicates color option - available in White (WH) or Black (BK)


























nLight Quick Reference Guide

Load Controllers

Product Image	Model Name	CAD Symbol	Description
	nPP16 EFP		Power/Relay Pack; 16 Amp
	nPP16 D EFP		Power/Relay Pack; 16 Amp; 0-10V Dimming
	nPP16 DS EFP		Power/Relay Pack; 16 Amp; 0-10V Dimming via Side Slot
	nPP16 ER EFP		Power/Relay Pack; 16 Amp; Emergency Loads
	nPP16 D ER EFP		Power/Relay Pack; 16 Amp; 0-10V Dimming; Emergency Loads
	nPP16 DS ER EFP		Power/Relay Pack; 16 Amp; 0-10V Dimming via Side Slot; Emergency Loads
	nPP20 PL		Plug Load (Receptacle) Power Pack; 20 Amp
	nSP5 PCD 2W		Secondary Pack; Forward Phase Control Dimming; 2-Wire
	nSP5 PCD 3W		Secondary Pack; Forward Phase Control Dimming; 3-Wire
	nSP5 PCD MLV		Secondary Pack; Forward Phase Control Dimming; Magnetic Low Voltage
	nSP5 PCD ELV 120		Secondary Pack; Reverse Phase Control Dimming; 120VAC; Electronic Low Voltage
	ARP INTENC08 NLT 8FCR MVOLT SC SM (DTC)		Relay Panel; 8 Field Configurable Relays; 120-277VAC; Screw Cover Surface Mount; Optional - Digital Time Clock
	ARP INTENC16 NLT 16FCR MVOLT SC SM (DTC)		Relay Panel; 16 Field Configurable Relays; 120-277VAC; Screw Cover Surface Mount; Optional - Digital Time Clock
	ARP INTENC32 NLT 32FCR MVOLT HLK SM (DTC)		Relay Panel; 32 Field Configurable Relays; 120-277VAC; Hinge-Locking Surface Mount; Optional - Digital Time Clock
	ARP INTENC48 NLT 48FCR MVOLT HLK SM (DTC)		Relay Panel; 48 Field Configurable Relays; 120-277VAC; Hinge-Locking Surface Mount; Optional - Digital Time Clock

nLight Quick Reference Guide






Accessories

Product Image	Model Name	CAD Symbol	Description
	nDTC xu		Digital Time Clock
	nIO 1S (KO)	 	Contact Closure Input Device; Optional Knock-Out Form Factor
	nIO D (KO)	 	0-10V Dimming Control Device; Optional Knock-Out Form Factor
	nIO BT		Low Energy Communication Programming Module with Bluetooth® wireless technology
	nSHADE		Dry Contact Pulse On/Off Shade Controller; Momentary Open and Close Contacts
	nIO X KIT		External Third Party RS-232 Input Device
	nAR40		Auxiliary Dry Contact Relay
	nPS 80		Bus Power Supply; 80mA
	CAT5 xyFT J1	      	Single Plenum Rated CAT-5e Cable (available lengths include: 6", 2', 5', 10', 15', 30', 50')















NOTE: xy indicates length
xu indicates color option - available in White (WH) or Black (BK)

nLight AIR

Occupancy and Daylight Sensors





























Product Image	Model Name	CAD Symbol	Description
	rCMS 6 G2		Ceiling Mount Passive Infrared Sensor; High Mount 360°
	rCMS 9 G2		Ceiling Mount Passive Infrared Sensor; Small Motion 360°
	rCMS PDT 9 G2		Ceiling Mount Dual Technology Sensor; Small Motion 360°
	rCMS 10 G2		Ceiling Mount Passive Infrared Sensor; Large Motion 360°
	rCMS PDT 10 G2		Ceiling Mount Dual Technology Sensor; Large Motion 360°
	rCMSB 7 G2		Battery Powered Ceiling Mount Passive Infrared Sensor; Low Mount 360°
	rCMSB 45 G2		Battery Powered Ceiling Mount Passive Infrared Sensor; High Mount 360°
	rCMSB 45A G2		Battery Powered Ceiling Mount Passive Infrared Sensor; High Mount Aisleway 360°
	rLSXR 6 G2		Fixture Mount Passive Infrared Sensor, Multi-Volt; High Mount 360°
	rLSXR 6 HVOLT G2	 HVOLT	Fixture Mount Passive Infrared Sensor; High Voltage; High Mount 360°
	rLSXR 6 EM G2		Fixture Mount Passive Infrared Sensor; Emergency Operation, Multi-Volt; High Mount 360°
	rLSXR 9 G2		Fixture Mount Passive Infrared Sensor, Multi-Volt; Small Motion 360°
	rLSXR 9 HVOLT G2	 HVOLT	Fixture Mount Passive Infrared Sensor; High Voltage; Small Motion 360°
	rLSXR 9 EM G2		Fixture Mount Passive Infrared Sensor; Emergency Operation, Multi-Volt; Small Motion 360°
	rLSXR 10 G2		Fixture Mount Passive Infrared Sensor, Multi-Volt; Low Mount 360°
	rLSXR 10 HVOLT G2	 HVOLT	Fixture Mount Passive Infrared Sensor; High Voltage; Low Mount 360°
rLSXR 10 EM G2		Fixture Mount Passive Infrared Sensor; Emergency Operation, Multi-Volt; Low Mount 360°	

Occupancy and Daylight Sensors

Product Image	Model Name	CAD Symbol	Description
	rLSXR 50 G2		Fixture Mount Passive Infrared Sensor; Multi-Volt; High Mount Aisleway
	rLSXR 50 HVOLT G2		Fixture Mount Passive Infrared Sensor; High Voltage; High Mount Aisleway
	rLSXR 50 EM G2		Fixture Mount Passive Infrared Sensor; Multi-Volt; Emergency Operation; High Mount Aisleway
	rSBOR 6 G2		Pole or Fixture Mount Passive Infrared Sensor (IP66); Multi-Volt; High Mount 360°
	rSBOR 6 HVOLT G2		Pole or Fixture Mount Passive Infrared Sensor; High Voltage; High Mount 360°
	rSBOR 6 EM G2		Pole or Fixture Mount Passive Infrared Sensor; Emergency Operation; Multi-Volt; High Mount 360°
	rSBOR 10 G2		Pole or Fixture Mount Passive Infrared Sensor; Multi-Volt; Low Mount 360°
	rSBOR 10 HVOLT G2		Pole or Fixture Mount Passive Infrared Sensor; High Voltage; Low Mount 360°
	rSBOR 10 EM G2		Pole or Fixture Mount Passive Infrared Sensor; Multi-Volt; Emergency Operation; Low Mount 360°
	rSBOR 40 G2		Pole or Fixture Mount Passive Infrared Sensor; Multi-Volt; High Mount 360°
	rSBOR 40 HVOLT G2		Pole or Fixture Mount Passive Infrared Sensor; High Voltage; High Mount 360°
	rSBOR 40 EM G2		Pole or Fixture Mount Passive Infrared Sensor; Multi-Volt; Emergency Operation; High Mount 360°














nLight Quick Reference Guide

User Interfaces

Product Image	Model Name	CAD Symbol	Description
	rPODBA (2P) xx G2		Battery Powered Wall Switch; Screwless Faceplate; Optional 2 Pole
	rPODBA (2P) DX xx G2		Battery Powered Wall Switch; Screwless Faceplate; Optional 2 Pole; On/Off+Raise/Lower
	rPODBA 2S xx G2		Battery Powered Wall Switch; Screwless Faceplate; 2 Scene Controller
	rPODBA 2S DX xx G2		Battery Powered Wall Switch; Screwless Faceplate; 2 Scene Controller; On/Off+Raise/Lower
	rPODBA 4S xx G2		Battery Powered Wall Switch; Screwless Faceplate; 4 Scene Controller
	rPODBA 4S DX xx G2		Battery Powered Wall Switch; Screwless Faceplate; 4 Scene Controller; On/Off+Raise/Lower
	rPODLA (2P) MVOLT xx G2		Line Powered Wall Switch; Screwless Faceplate; Optional 2 Pole, MVOLT
	rPODLA (2P) DX MVOLT xx G2		Line Powered Wall Switch; Screwless Faceplate; Optional 2 Pole; On/Off+Raise/Lower, MVOLT
	rPODLA (2P) 347 xx G2		Line Powered Wall Switch; Screwless Faceplate; Optional 2 Pole; 347 Voltage
	rPODLA (2P) DX 347 xx G2		Line Powered Wall Switch; Screwless Faceplate; Optional 2 Pole; On/Off+Raise/Lower; 347 Voltage
	rPODLA 2S MVOLT xx G2		Line Powered Wall Switch; Screwless Faceplate; 2 Scene Controller, MVOLT
	rPODLA 2S MVOLT DX xx G2		Line Powered Wall Switch; Screwless Faceplate; 2 Scene Controller; On/Off+Raise/Lower, MVOLT
	rPODLA 4S MVOLT xx G2		Line Powered Wall Switch; Screwless Faceplate; 4 Scene Controller, MVOLT
	rPODLA 4S MVOLT DX xx G2		Line Powered Wall Switch; Screwless Faceplate; 4 Scene Controller; On/Off+Raise/Lower, MVOLT











NOTE: xx indicates color option – available in White (WH), Ivory (IV), Light Almond (AL), Black (BK), Gray (GY), Red (RD)

Load Controllers

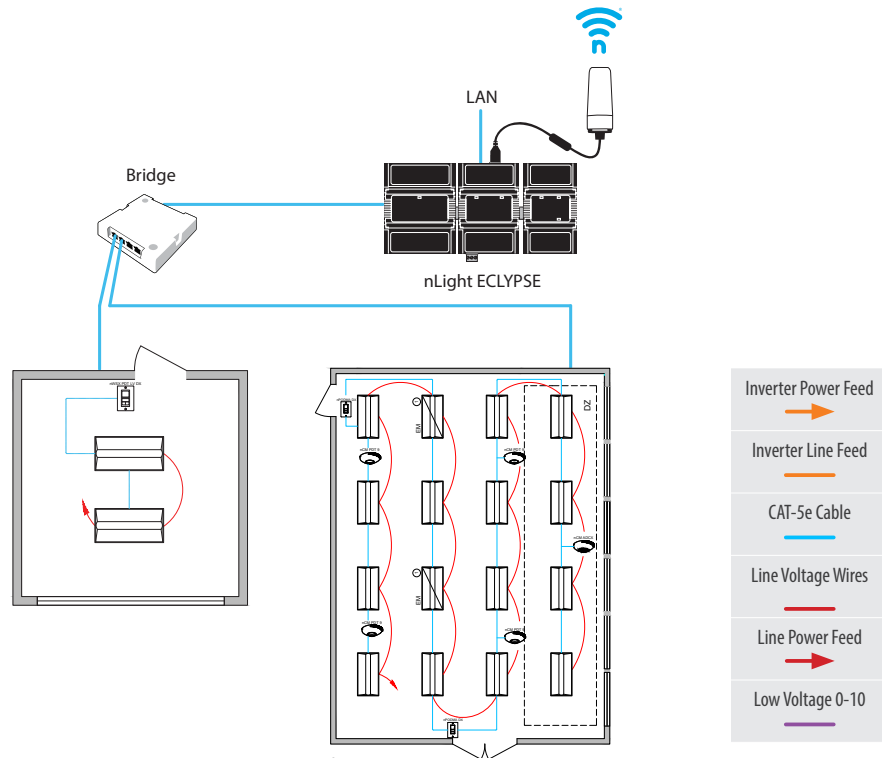
Product Image	Model Name	CAD Symbol	Description
	rPP20 EFP G2		Power/Relay Pack; 20 Amp
	rPP20 D EFP G2		Power/Relay Pack; 20 Amp; 0-10V Dimming
	rPP20 D 24V EFP G2		Power/Relay Pack; 20 Amp; 0-10V Dimming; 24V Output Terminals
	rPP20 D 24V EFP UVOLT G2		Power/Relay Pack; 20 Amp; 0-10V Dimming; 24V Output Terminals; 120-480V
	rPP20 D 24V EFP CP G2		Power/Relay Pack; 20 Amp; 0-10V Dimming; 24V Output Terminals; Chicago Plenum Rated
	rPP20 D 24V EM EFP G2		Power/Relay Pack; 20 Amp; 0-10V Dimming; 24V Output Terminals; Emergency Operation via Power Interrupt Detection
	rPP20 D 24V ER EFP G2		Power/Relay Pack; 20 Amp; 0-10V Dimming; 24V Output Terminals; Emergency Operation via Power Sense Leads
	rPP20 D 24V EM EFP UVOLT G2		Power/Relay Pack; 20 Amp; 0-10V Dimming; 24V Output Terminals; Emergency Operation via Power Interrupt Detection; 120-480V
	rPP20 D 24V ER EFP UVOLT G2		Power/Relay Pack; 20 Amp; 0-10V Dimming; 24V Output Terminals; Emergency Operation via Power Sense Leads; 120-480V
	rPP20 D 24V EM EFP CP G2		Power/Relay Pack; 20 Amp; 0-10V Dimming; 24V Output Terminals; Emergency Operation via Power Interrupt Detection; Chicago Plenum Rated
	rPP20 D 24V ER EFP CP G2		Power/Relay Pack; 20 Amp; 0-10V Dimming; 24V Output Terminals; Emergency Operation via Power Sense Leads; Chicago Plenum Rated

nLight Platform

Backbone & Accessories

Product Image	Model Name	CAD Symbol	Description
	nECY MVOLT (BAC) (ADR) (SVS) ENC (GFXK)		System Controller; 750 Device Limit; 120-277VAC, 347VAC Optional; Optional BACnet (BAC), Automated Demand Response (ADR), Visualization Software (SVS), and/or Graphic Diagnostic and Manual Override Touchscreen (GFXK)
	nECY MVOLT (BAC) (ADR) (SVS) AIR		System Controller; nLight AIR-Only, 150 Device Limit; 120-277VAC, 347VAC Optional; Optional BACnet (BAC), Automated Demand Response (ADR), Visualization Software (SVS), Packaged nLight AIR Adapter (AIR)
	nBRG 8 Kit		8-Port Bridge for Wired nLight Devices; Power Supply Included
	nECYD NLTAIR G2		nLight AIR Adapter for nLight ECLYPSE
	nECYD EXT150		150-Foot, USB to CAT6 Extender for the nLight AIR Adapter (nECYD NLTAIR G2); Includes 120VAC Power Adapter and CAT6 to USB Converters

Typical Interior Office





Additional Resources

Application Typical Designs

www.acuitybrands.com/typicals

BIM Models

<https://www.acuitybrands.com/resources/customer-tools/bim-downloads>

Specification Sheets

www.nlightcontrols.com

Energy Code Application Guides

<https://nlight.acuitybrands.com/resources/app-guides>



A+ Certified solutions from Acuity Brands help you quickly and confidently select and implement lighting systems that are both compatible and consistent.

For lighting applications, A+ means verified consistent performance, visual appearance and system interoperability of all luminaires and controls within the certified solutions. For lighting professionals it means confidence that all parts of the lighting system will work together and meet common Acuity Brands specifications.

Go to www.acuitybrands.com/solutions/a-certified or contact your local Acuity Brands representative for more information.

The Bluetooth® word mark and logos are registered trademarks owned by Bluetooth SIG, Inc. and any use of such marks by Acuity Brands Lighting, Inc. is under license. Other trademarks and trade names are those of their respective owners.